



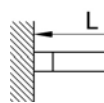



<b>Dati gestionali / Information</b>			<b>Finitura / Surface finishing:</b>		
Cliente / Customer: .....			.....		
N. ordine / Order n.: .....			Data / Date: .....		
Riferimento all'ordine serramento N. / Ref. to door frame order n.: .....			Firma / Signature: .....		
<b>Destinazione merce / Destination</b>					
Indirizzo / Address: .....					
CAP / Postcode: .....		Località / Place: .....			
Point	Descrizione / Description	Codice / Code	N.	Prezzo / Price (EURO)	Totale / Total (EURO)
1	Parete / Fixed door frame		N.....		
3	Trave portante / Supporting beam		N.....		
5	Sopraluce / Fanlight		N.....		
7	Piantana / Pillar		N.....		
			N.....		
			N.....		
8	Traverso parete / Wall's transom		N.....		
9	Profili perimetrali e profili tubolari Additional profiles		N.....		
			N.....		
			N.....		
			N.....		
			N.....		
			N.....		
			N.....		
10	Colore campione da preventivare / Sample color on dem.	SERS	N. 1		
	Effetto legno da preventivare / Wood effect on demand	SERS	N. 1		
N.B. compilare con codici e prezzi rilevabili dal Listino Serramenti Note: write codes and prices of the door frames Price List		TOTALE IMPONIBILE / GROSS AMOUNT			
		SCONTO / DISCOUNT			
		TOTALE NETTO / NET AMOUNT			
Vedi note 6 e 7 a pagina 1 del Listino Serramenti See points 6 and 7 on page 1 of the door frames Price List		EXTRA COLOR NET AMOUNT (CFCC = 50 €)			
Spedire all'Ufficio Amm. Vendite / Send to Sales Department: Fax n. +39 02 96391399  DITEC S.p.A. – Via Banfi, 3 - 21042 Caronno P. (VA) – ITALY www.ditec.it		HANDLING			
		TRASPORTO / TRANSPORT COST			
		TOTALE FORNITURA / TOTAL AMOUNT			

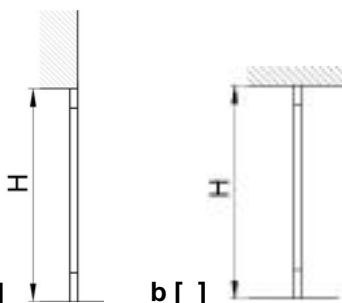
# 1. Dimensioni orizzontali / Horizontal dimensions

Vista frontale / Front view	Lato sinistro / Left	Vista in pianta / Top view	Lato destro / Right
	Su muro / On wall <input type="checkbox"/> 		 <input type="checkbox"/>
<input type="checkbox"/> N. ....	In luce / Within doorway <input type="checkbox"/> 	L = ..... mm	 <input type="checkbox"/>

L = larghezza utile del vano muro / useful width  
 N.B.: in ogni modulo d'ordine va scelto solo un tipo di parete. / Note: in each order form select only one fixed door frame type.

## 2. Parete senza trave

Fixed door frame without supporting beam



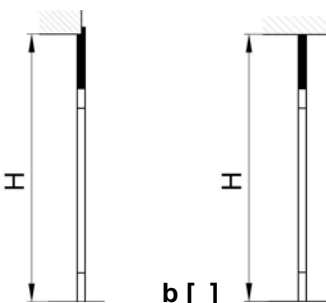
a [ ]      b [ ]

H = ..... mm

H = altezza utile del vano muro / useful height

## 3. Parete con trave

Fixed door frame with supporting beam



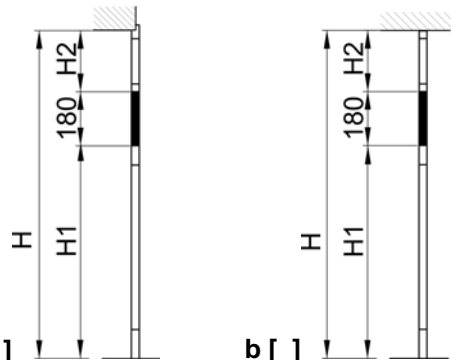
a [ ]      b [ ]

H = ..... mm

N.B.: ordinare anche la trave  
 Note: order the supporting beam too!

## 4. Parete con sopra luce

Fixed door frame with fanlight



a [ ]      b [ ]

H = ..... mm  
 H1 = ..... mm

H1 = altezza sotto la trave / height under supporting beam  
 H2 = altezza sopra luce / height of the fanlight  
 N.B.: la fornitura della trave è inclusa nel sopra luce  
 Note: supporting beam is supplied with the fanlight

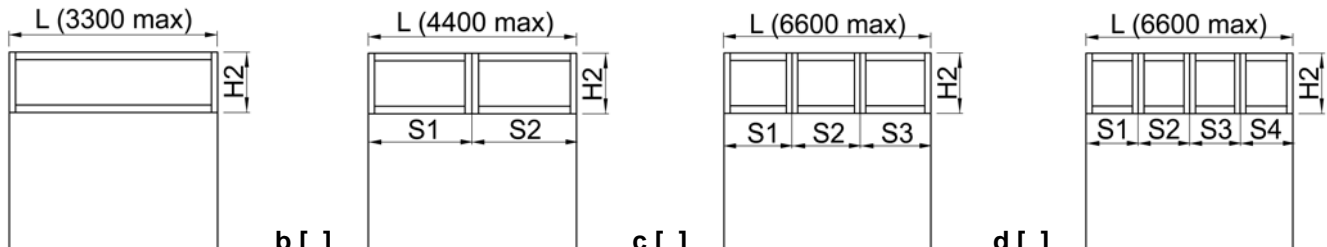
## 5. Sopraluce

**Fanlight**

Specchiature tutte uguali / Frames with the same dimensions

Specchiature allineate alle ante / Frames aligned to door frames

Indicare le dimensioni S1÷S4 / Point out S1÷S4 dimensions



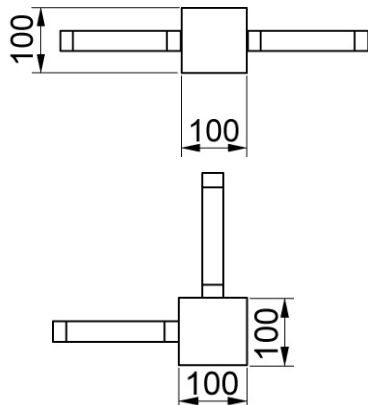
a [ ]      b [ ]      c [ ]      d [ ]

6. Spessore del vetro / Glass thickness  8-9     10-11     12-13     14-15

**7. Piantana / Pillar**

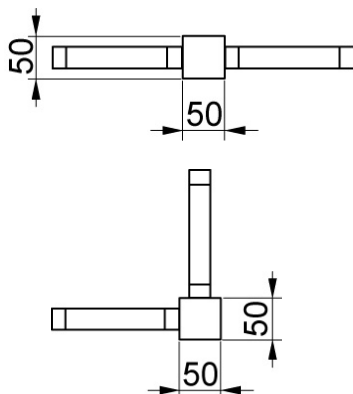
a [ ] N. ....

Piantana 100 x 100 / 100 x 100 pillar



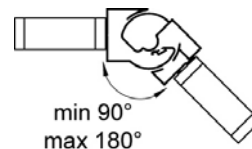
b [ ] N. ....

Piantana 50 x 50 / 50 x 50 pillar



c [ ] N. ....

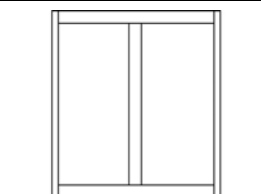

Piantana angolare / Angular pillar



**8. Traverso anta / Wing's transom**

N.B.: indicare il numero totale delle ante in riferimento al punto 1.

Note: point out the total number of the wings in conforming with point 1.

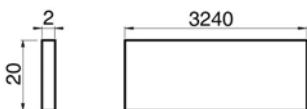


[ ] N. .... H3 = ..... mm

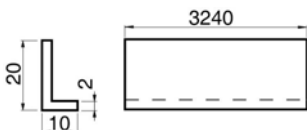
[ ] N. ....

**9. Profili perimetrali e tubolari / Additional profiles**

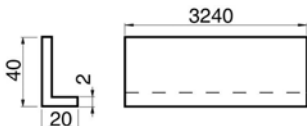
[ ] N. ....



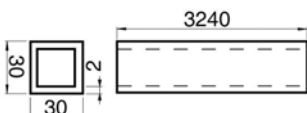
[ ] N. ....



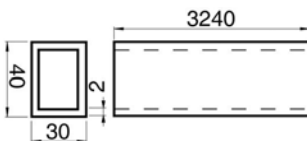
[ ] N. ....



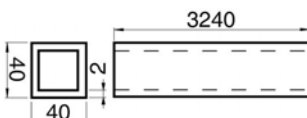
[ ] N. ....



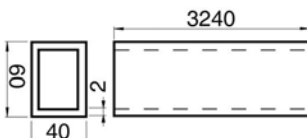
[ ] N. ....



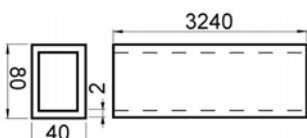
[ ] N. ....



[ ] N. ....



[ ] N. ....



**10. Finitura superficiale / Surface finishing**

Vedi campionario colori DITEC codice X139.

See DITEC sample color range code X139.

**STANDARD DITEC**

- [ ] EURAS C0
- [ ] RAL 9010
- [ ] RAL 5010
- [ ] RAL 1013
- [ ] RAL 6005
- [ ] RAL 7016
- [ ] RAL 8017
- [ ] RAL 9005

**NO STANDARD DITEC**

[ ] TITANIO LUCIDO / BRIGHT TITANIUM

[ ] .....

**COLORE CAMPIONE / SAMPLE COLOR**

[ ] .....

**EFFETTO LEGNO / WOOD EFFECT**

[ ] .....